



# Senior School Profile for Universities

## Class of 2021



GENERATIONS  
of EXCELLENCE



# World Class Education

(I)GCSE, A Levels, IB Diploma

## About Tanglin Trust School

Established in 1925, Tanglin Trust School is the oldest British international school in South East Asia. Tanglin provides the English National Curriculum with an international perspective to children from 3 to 18 years in Singapore. As a not-for-profit school, tuition fees are devoted to the provision of an outstanding education.

Tanglin is the only school in Singapore to offer A Levels and the IB Diploma in Sixth Form. All of Tanglin's Sixth Formers study a programme that is tailored both to the subjects they are passionate about and to the style of learning that most suits them, ensuring they thrive and flourish.

Tanglin is inspected every year within the British Schools Overseas (BSO) framework, recognised by Ofsted. All three schools have been awarded "Outstanding", the highest possible grade in their latest inspections (2017, 2018 and 2019).

Tanglin Trust School has an excellent academic reputation and its impressive results enable graduates to enter their universities of choice around the world. The school also has a strong emphasis on sports and performing arts, with well-established choirs, orchestras and concerts. Students can take part in a wide array of interesting co-curricular activities and challenging residential field studies to enrich their learning experience. A strong pastoral system nurtures positive relationships, promoting an ethos that values and celebrates students as individuals while fostering a strong sense of community.

### Tanglin Trust School

95 Portsdown Road  
Singapore 139299  
www.tts.edu.sg  
t +65 6778 0771  
f +65 6777 5862  
senior.school@tts.edu.sg  
CEEB: 687007

**Craig Considine**  
Chief Executive Officer

**Allan Forbes**  
Head of Senior School

**Andy Goodliffe**  
Head of Sixth Form

University Counsellors  
**Zoë Williams (Head)**  
Zoe.Williams@tts.edu.sg

**Lieve Perera**  
Lieve.Perera@tts.edu.sg

**Alban Ferrieu**  
Alban.Ferrieu@tts.edu.sg

**Sonja Bhan**  
Sonja.Bhan@tts.edu.sg

Key Stage	Year	Age	Curriculum	
Key Stage 4	Senior School Years 10-11 (Grades 9 and 10)	14-16 years	(I)GCSE	Two year course culminating in (I)GCSE examinations at the end of Year 11 (Grade 10)
Key Stage 5	Sixth Form College Years 12-13 (Grades 11 and 12)	16-18 years	A Levels IB Diploma	A majority of A Level examinations are linear, culminating at the end of Year 13 (Grade 12). Results are released in mid-August after graduation.
				IB examinations are cumulative and occur at the end of Year 13 (Grade 12). Results are released in early July after graduation.

**2,838**  
students  
(752 in Years 10-13)

**(I)GCSE  
A Level  
IBDP**  
examinations offered

## Remote Learning During COVID-19

Singapore entered its "circuit breaker" (lockdown) period on April 7, 2020, with Tanglin providing remote learning for all students from March 19 utilising Microsoft Teams. We resumed on-campus learning for the whole school on June 29, with safe distancing measures in place for the foreseeable future. No examinations have been permitted. There are currently limited sports and Co-Curricular Activities (CCAs) running, with students in "bubbles" of five, maximum. No external visitors are permitted onsite and students are not permitted to travel outside Singapore.

## University Guidance Policies

- Tanglin Trust School runs a trimester structure
- The school does not rank its students or provide a grade point average (GPA)
- From Year 10 we report any disciplinary issues that result in an out of school suspension
- Students are limited to 10 applications worldwide and a maximum of two application rounds. All applications are serious and well considered. References and recommendations are confidential
- Male Singapore citizens and permanent residents are required to undertake two years of National Service upon graduation. Students can apply to university in Year 13, needing a two year deferment, or apply during National Service.

## The Tanglin Mission Statement

Tanglin Trust School Singapore has a long tradition of providing British-based learning with an international perspective. At Tanglin we strive to make every individual feel valued, happy and successful. Responsibility, enthusiasm and participation are actively encouraged and integrity is prized. Working together in a safe, caring yet stimulating environment, we set high expectations whilst offering strong support, resulting in a community of lifelong learners who can contribute with confidence to our world.

## Tanglin Learner Profile Attributes

Balanced • Caring • Risk-takers • Knowledgeable • Resilient Inquirers • Communicators • Principled  
• Open-minded • Thinkers • Reflective

# (I)GCSE Years 10-11 (Grades 9 & 10)

Key Stage 4 students (ages 14-16) study a core of compulsory (I)GCSE subjects comprising English Language, English Literature, Biology, Chemistry, Physics, Mathematics, Foreign Language, Physical Education and Life Skills. They also have the opportunity to develop their studies according to preferences and interests. Students may choose up to three option subjects in addition to the compulsory ones mentioned and typically take 10 subjects overall.

## (I)GCSE Summary for 2019 (Class of 2021)

# 166

students took (I)GCSE  
examinations in 24 subjects

### (I)GCSE Results Table

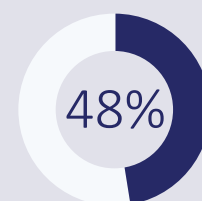
Year	No. of Candidates	No. of Subjects Offered	% 5 A* to C or equivalent
2017	174	29	100
2018	184	29	100
2019	166	24	100
2020	187	25	100

#### % of A\*/A grades achieved by Tanglin students

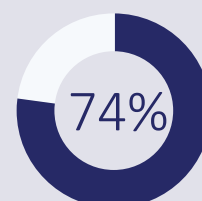


### 2019 (I)GCSE Examination Results (Class of 2021)

Subject	No. of Candidates	No. Of Grades										%A*	%A*-A	%A*-C
		A *	A	B	C	D	E	F	G	U				
Chinese	42	27	9	4	1	1					64%	86%	98%	
Computer Science	55	19	32	3	1						35%	93%	100%	
Drama	25	8	14	3							32%	88%	100%	
Economics	36	17	11	7	1						47%	78%	100%	
English	166	28	58	57	23						17%	52%	100%	
Geography	58	22	27	9							38%	84%	100%	
Latin	12	11	1								92%	100%	100%	
Moving Image Arts	71	9	30	21	11						13%	55%	100%	
Music	26	4	13	7	2						15%	65%	100%	
TOTAL	491	144	196	111	39	1								
TOTAL %	100%	29%	13%	23%	8%	0%					29%	69%	100%	



of all grades achieved  
were A\* or equivalent



of all grades achieved were  
A\*/A or equivalent

Subject	No. of Candidates	No. Of Grades										%9	%9-8	%9-4
		9	8	7	6	5	4	3	2	1				
Art Craft & Design	33	14	8	8	2	1					67%	91%	100%	
Biology	108	51	29	14	9	5					74%	87%	100%	
Business	31	3	3	8	9	5	1	1	1		19%	45%	94%	
Chemistry	108	46	32	20	4	6					72%	91%	100%	
English Literature	166	54	61	32	14	5					69%	89%	100%	
French	41	16	9	4	4	1	6	1			61%	71%	98%	
Graphic Comm.	14	6	6	2							86%	100%	100%	
History	62	23	16	14	8	1					63%	85%	100%	
Mathematics	166	49	39	30	21	15	11	1			53%	71%	99%	
Physical Education	28	4	5	7	7	5					32%	57%	100%	
Physics	108	56	26	18	7	1					76%	93%	100%	
Psychology	45	2	11	15	8	5	3	1			29%	62%	98%	
Religious Studies	7	2			2	1	2				29%	29%	100%	
Science (Double)	112	10	13	20	34	8	11	10	5	1	21%	39%	86%	
Science (Single)	2								2		0%	0%	0%	
Spanish	49	16	15	10	4	4					63%	84%	100%	
TOTAL	1080	346	278	199	136	63	34	15	8	1				
TOTAL %	100%	32%	26%	18%	13%	6%	3%	1%	1%	0%	58%	76%	98%	
Aggregated Numerical and Lettered Grades												48%	74%	98%

Aggregated Numerical and Lettered Grades



of all grades achieved were  
A\* to B or equivalent

Subject	No. of Candidates					
	A	B	C	D	E	U
Additional Mathematics	23	15	7	9	2	2

Equivalency Table						
UK Grading	A*/A	B	C	D	E	F/G
UK Grading	9-7	6	5-4	3	2	1
USA Grading	A+/A	A-/B+	B/B-	C+/C	C-/D+	F



# A Levels

## Years 12-13 (Grades 11 & 12)

A Level courses lead to examinations for the General Certificate in Education at Advanced Level (A Level). The approach to A Levels is linear with all examinations, in most subjects, completed at the end of the second year.

Students typically take three A Levels; some have the opportunity to take four. All students complete Creativity, Activity, Service (CAS) and take the Extended Project Qualification (EPQ).



### A Level Results Table

Year	No. of Candidates	Tanglin % passed
2017	117	100
2018	97	100
2019	120	100
2020	118	100

#### % of A\*/A grades achieved by Tanglin students



#### % of A\*-B grades achieved by Tanglin students



#### % of A\*-C grades achieved by Tanglin students



### 2020 A Level Examination Results (Class of 2020)

Subject	No. of Candidates	No. of Grades								%A*A	%A*C	%A*-E
		A*	A	B	C	D	E	U				
English Language	7		1	4	2					14%	100%	100%
English Literature	15	1	4	4	5	1				33%	93%	100%
Psychology	23	8	12		1	2				87%	91%	100%
Philosophy	11	3	3	3	1	1				55%	91%	100%
Mathematics	59	18	19	13	6	1	2			63%	95%	100%
Further Maths	11	6	2	2	1					73%	100%	100%
Computer Science	13	4	7	2						85%	100%	100%
Art and Design	15	9	4	1	1					87%	100%	100%
Drama	5	2	2	1						80%	100%	100%
Moving Image Arts	18	4	10	4						78%	100%	100%
Biology	39	24	5	6	3	1				74%	97%	100%
Chemistry	30	13	11	5	1					80%	100%	100%
Physics	25	8	5	9	3					52%	100%	100%
Geography	8	4	2	2						75%	100%	100%
History	14	4	6	4						71%	100%	100%
Politics	17	5	5	5	2					59%	100%	100%
Business	18	2	6	9	1					44%	100%	100%
Economics A	13	7	4	2						85%	100%	100%
Economics B	15	4	5	6						60%	100%	100%
Chinese	2			1	1					0%	100%	100%
French	1	1								100%	100%	100%
Spanish	3	1		1	1					33%	100%	100%
PE	10	5	3	1		1				80%	90%	100%
<b>Totals</b>	<b>372</b>	<b>133</b>	<b>116</b>	<b>85</b>	<b>29</b>	<b>7</b>	<b>2</b>	<b>0</b>				
<b>Percentage</b>		<b>36%</b>	<b>31%</b>	<b>23%</b>	<b>8%</b>	<b>2%</b>	<b>1%</b>	<b>0%</b>		<b>67%</b>	<b>98%</b>	<b>100%</b>
<b>No of Students</b>	<b>118</b>											

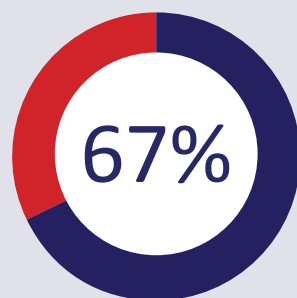
Programme	Total	A*	A	B	C	D	E	U	%A*/A	%A*/C	%A*/E
EPQ	120	43	33	30	13	1			63%	99%	100%
<b>Total %</b>		<b>36%</b>	<b>28%</b>	<b>25%</b>	<b>11%</b>	<b>1%</b>	<b>0%</b>	<b>0%</b>			

Equivalency Table						
UK Grading	A*/A	B	C	D	E	U
USA Grading	A+/A	A-/B+	B/B-	C+/C	C-/D+	F

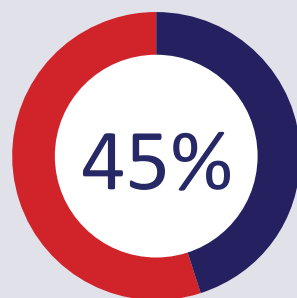
### A Level Summary for 2020 (Class of 2020)



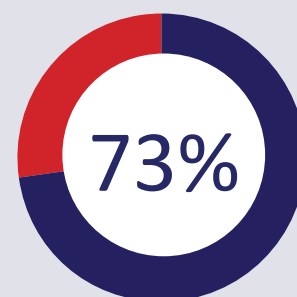
pass rate of A Level students



of grades were at A\* or A, while 91% were in the range A\* - C



of students taking the EPQ achieved an A\*; we are increasingly finding that the EPQ is being valued by universities



of students taking the EPQ achieved an A\* or A

# IB Diploma

## Years 12-13 (Grades 11 & 12)

The International Baccalaureate (IB) Diploma was introduced in September 2009, alongside A Levels in the Sixth Form. All IB students follow the full Diploma programme.



### IB Results Table

Year	No. of Candidates	Tanglin % Passed
2017	43	100
2018	53	100
2019	49	100
2020	58	100

### Tanglin Students Average Diploma Score (out of 45)

TTS Average 38.1	2018
TTS Average 38.2	2019
TTS Average 39.1	2020
World Average 29.9	2020

### 2020 IB Examination Results (Class of 2020)

Subject	No. of Candidates	No. of Grades				
		7	6	5	4	3
English A: Lang and Lit HL	25	14	9	2		
English A: Lang and Lit SL	21	12	7	2		
English A: Literature HL	4	1	1	2		
English A: Literature SL	7	3	3	1		
Danish A: Literature SL	1			1		
Dutch A: Literature SL	1			1		
French A: Literature SL	2	1	1			
Spanish A: Literature SL	1	1				
Chinese B HL	3	2	1			
Chinese B SL	4	2	1	1		
French Ab Initio SL	9	4	3	2		
French B HL	3	1	2			
French B SL	6	4	2			
Latin SL	2		2			
Spanish Ab Initio SL	19	9	5	4		1
Spanish B HL	2	1	1			
Spanish B SL	7	2	5			
Business Management HL	11	6	4	1		
Business Management SL	2	1	1			
Economics HL	13	2	4	6	1	
Economics SL	4	1	2	1		
Geography HL	7	4	3			
Geography SL	6	5	1			
History HL	5	2	3			
History SL	5		5			
Philosophy HL	5		4	1		
Philosophy SL	3	1	2			
Psychology HL	5	3	1		1	
Psychology SL	3	2	1			
Biology HL	15	6	4	4	1	
Biology SL	13	4	6	2	1	
Chemistry HL	17	8	7	1	1	
Computer Science HL	4	4				
Computer Science SL	1	1				
Environment and Society	8	3	3	2		
Physics HL	14	9	2	3		
Physics SL	3	1	1		1	
Maths Studies SL	12		2	10		
Mathematics HL	20	6	6	3	4	1
Mathematics SL	26	1	15	9	1	
Film HL	9	6	2	1		
Film SL	5	4	1			
Music HL	4	1	3			
Theatre HL	3	3				
Theatre SL	2	2				
Visual Arts HL	5	4	1			
Visual Arts SL	1		1			

### IB Diploma Summary for 2020 (Class of 2020)

# 100%

pass rate for all our students who completed a regulation IB Diploma

# 19

Students scored 42 points or more

# 67%

scored 38 points or more

# 5

students achieved the prestigious bilingual diploma

# 4

students achieved 44 points or more

### Equivalency Table

IB Grading	7	6	5	4	3	2	1
USA Grading	A+	A/A-	B+/B/B-	C+/C	C-/D+	D/D-	F

# University Placements

The following gives an overview of the many universities Tanglin graduates have received offers from in 2020.

## UK

Anglia Ruskin University  
Arts University Bournemouth  
Aston University, Birmingham  
Bath Spa University  
BIMM Institute  
Bournemouth University  
Bristol, University  
of the West of England  
Brunel University London  
Cardiff University  
City, University of London  
De Montfort University  
Durham University  
Falmouth University  
Glyndwr University, Wrexham  
Goldsmiths, University  
of London  
Imperial College London  
Keele University  
King's College London,  
University of London  
Lancaster University  
Leeds Arts University  
Liverpool John Moores University  
London Film Academy  
London School of Economics  
and Political Science,  
University of London  
Loughborough University  
Manchester Metropolitan University  
Newcastle University  
Northumbria University, Newcastle  
Nottingham Trent University  
Oxford Brookes University  
Queen Mary University  
of London  
Queen's University, Belfast  
Regent's University London  
Royal Holloway, University  
of London  
Royal Veterinary College,  
University of London  
Solent University (Southampton)  
St George's, University of London  
Swansea University  
Teesside University, Middlesbrough  
The University of Edinburgh  
UCL (University College London)  
University for the Creative Arts  
University of Bath  
University of Birmingham  
University of Bradford  
University of Brighton  
University of Bristol  
University of Cambridge  
University of Chichester  
University of Dundee  
University of East Anglia (UEA)  
University of Exeter  
University of Glasgow  
University of Gloucestershire

University of Hertfordshire  
University of Kent  
University of Leeds  
University of Leicester  
University of Lincoln  
University of Liverpool  
University of Manchester  
University of Nottingham  
University of Oxford  
University of Plymouth  
University of Portsmouth  
University of Reading  
University of Roehampton  
University of Salford  
University of Sheffield  
University of Southampton  
University of St Andrews  
University of Surrey  
University of Sussex  
University of the Arts London  
University of the West of Scotland  
University of Wales  
Trinity Saint David  
University of Warwick  
University of Westminster, London  
University of Winchester  
University of Worcester  
University of York  
York St John University

## North America

### USA

Boston College  
Boston University  
Brandeis University  
California College of the Arts  
Carnegie Mellon University  
Columbia University  
Drexel University  
Florida Institute of Technology  
George Washington University  
Hofstra University  
New York University  
Northeastern University  
Pace University New York  
Penn State Fayette - The Eberly Campus  
Purdue University  
Saint Louis University  
SCAD  
Stanford University  
Syracuse University  
The New School  
University of California, Berkeley  
University of California, Davis  
University of California, Irvine  
University of California, Los Angeles  
University of California, Riverside  
University of California, San Diego  
University of Chicago  
University of Michigan-Ann Arbor  
University of Rochester  
University of Texas at Austin

University of Virginia  
University of Washington, Seattle  
University of Wisconsin-Madison  
Wesleyan University  
**Canada**  
Carlton University  
Concordia University  
McGill University  
McMaster University  
University of British Columbia  
University of Guelph  
University of Toronto  
University of Waterloo

## Europe

### France

American University of Paris  
École Polytechnique  
Sciences-Po Paris

### Germany

Munich Business School

### Ireland

Trinity College, Dublin

### The Netherlands

Amsterdam University College  
Leiden University  
Leiden University College  
University of Amsterdam  
University of Groningen

### Spain

IE University  
IED Barcelona  
Universidad de Navarra

### Switzerland

École hôtelière de Lausanne  
EPFL  
Glion Institute of Higher Education

## Asia

### Hong Kong

The University of Hong-Kong  
The Hong-Kong University  
of Science and Technology

### Singapore

James Cook University, Singapore  
Nanyang Technological University  
National University of Singapore  
Singapore Management University  
Yale-NUS College

### South Korea

Hongik University

## Australasia

### Australia

Monash University  
Murdoch University  
University of Melbourne  
University of New South Wales  
University of Sydney